

CRANKSHAFT & CRANKCASE	MODEL : G320PUM
-----------------------------------	------------------------

1. Subject

The G320PUM's Crankshaft and Crankcase have been improved for more better performances
 The inside diameter of the connecting rod at the big end bearing was downsized.
 Also, one sealed bearing was added newly on the new crankcase at the MAG side.

2. Serial Numbers

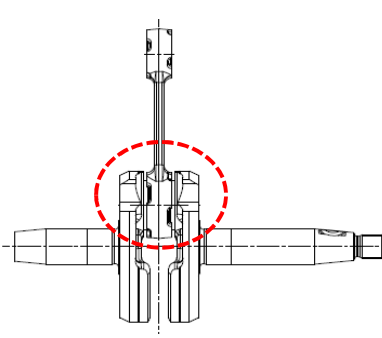


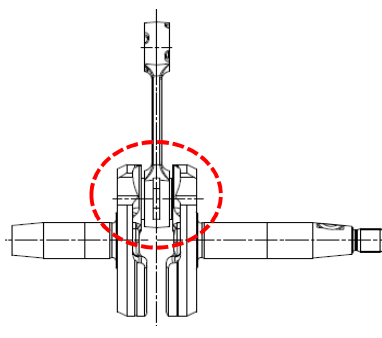

20154000001 and up

3. New Part Numbers

NEW PN : 588 22 33-01	Crankshaft, COMF (OLD P/N : 585 87 81-01)
588 53 14-01	Crankcase, COMF (OLD P/N : 585 74 00-01)
588 25 79-01	Bearing, Seal (new)

4. Changing points

CRANKSHAFT

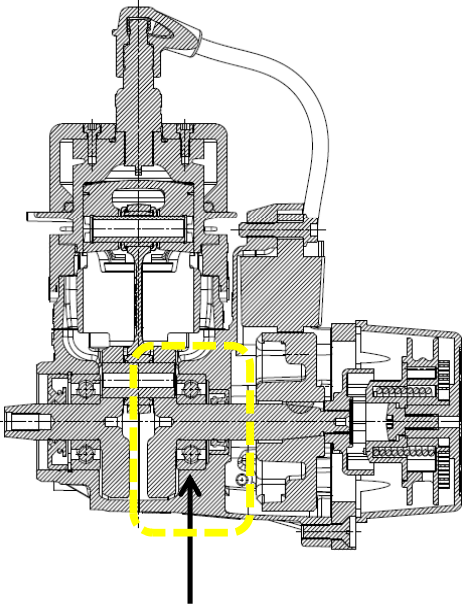

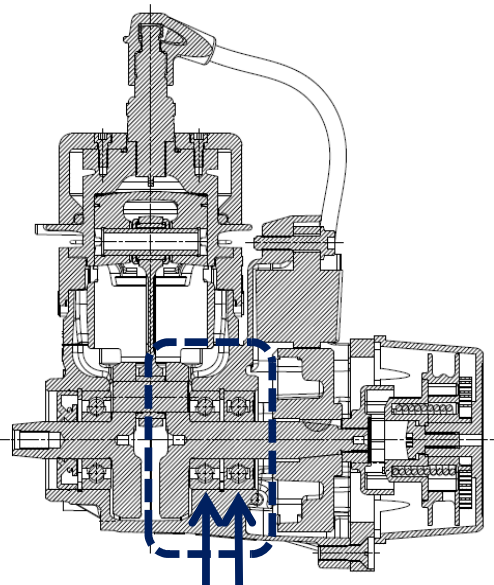
OLD	Interchangeability	NEW
<p>585 87 81-01 Crankshaft , COMP</p>  <p>12mm inner diameter</p> 	<p style="background-color: yellow; color: red; font-weight: bold; padding: 5px;">CAUTION</p> 	<p>588 22 33-01 Crankshaft, COMP</p>  <p>1. 10mm inner diameter 2. Add two slits</p> 

CRANKSHAFT & CRANKCASE

MODEL : G320PUM

4. Changing points

CRANKCASE

OLD	Interchangeability	NEW
<p>MAG Side One(1) bearing</p>  <p style="text-align: center;">One Bearing</p> <p>Part Number 2850-21240 Bearing</p>	<p style="background-color: yellow; color: red; font-weight: bold; padding: 5px;">CAUTION</p> 	<p>MAG Side Two(2) bearings</p>  <p style="text-align: center;">Bearing, Seal Bearing</p> <p>Part Numbers 2850-21240 Bearing 588 25 79-01 Bearing, Seal 588 53 14-01 Crankcase, COMP</p>

CAUTION

DO NOT assemble with the new crankshaft and an old crankcase!!!
The new crankshaft deflection may hit the flywheel(rotor) and the ignition coil.
When you change the crankshaft or crankcase of the old model, change the new crankshaft and crankcase at the same time.